




In **AUGUST**, gardeners till the soil, fertilize and plant fall gardens. Among the things they plant are mustard, lettuce, kale, kohlrabi, cabbage, beets, broccoli, squash, and radish. They also continue to harvest summer crops.




In **SEPTEMBER**, gardeners conclude their summer harvest and remove vines, plants, etc., that have finished producing for the year. They harvest pumpkins and gourds.



**OCTOBER** finds the gardener finishing the final harvest of crops that will not survive a hard freeze. Flower gardeners begin planting pansies.



In **NOVEMBER**, cover crops are planted to prevent erosion and enrich the garden soil. This cover crop is tilled into the soil in the spring and serves as a source of additional nutrients.



During the month of **DECEMBER**, the gardener enjoys the produce from the garden that s/he preserved through canning or freezing methods. This is a good month for the gardener to clean and store tools and equipment for the next year's garden.

**JANUARY** is the month for using the seed catalogues to begin selection of seeds and transplants for the spring and summer garden.



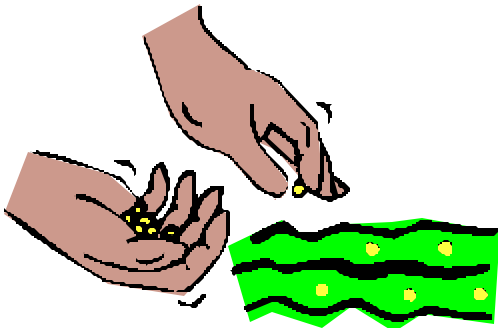


In **FEBRUARY**, the gardener starts seedlings for transplanting in the spring. This is the month s/he builds or prepares a cold frame for early crop production.



**MARCH** is a busy month for gardeners. They prepare soil for spring garden planting, plant cool weather crops like potatoes, cabbage, broccoli, onions, garden peas, carrots, radish and mustard.



During **APRIL**, the gardener continues to plant vegetables that are less cold hardy. S/he makes plans to protect tender shoots



The gardener completes his/her planting in **MAY**. S/He begins to weed, fertilize, spray, irrigate and cultivate the garden.



In **JUNE**, the gardener begins to harvest first fruits from the garden. In the eastern counties of

North Carolina, this may begin as early as May. During this month, plans must be made for school gardeners in traditional schools to maintain their gardens during the summer months.

**JULY** is a busy month in the garden with harvesting and maintenance. The gardener must work in the heat to keep weeds and pests from overtaking the garden. During the month, the gardener plants additional tomatoes, peppers and other items for fall harvest.

